

Features:


- Analysis for 3P4W, 3P3W, 1P2W, 1P3W
- True RMS value (V123 and I123)
- Active Power (W, KW, MW, GW)
- Apparent and Reactive Power (KVA, KVAR)
- Power Factor (PF), Phase Angle (θ)
- Energy (WH, KWH, KVARH, PFH)
- Current measurement from 0.1mA to 3000A, capable of analyzing IT standby power consumption to the maximum demand of a factory
- Display of 35 Parameters in One Screen (3P4W)
- Programmable CT (1 to 600) and PT (1 to 3000) Ratios
- Display of Overlapped Voltage and Current Waveform
- Average Demand (AD in W, KW, MW)
- Maximum Demand (MD in KW, MW, KVA, MVA) with Programmable Period
- Harmonic Analysis to the 99th Order
- Display of 50 Harmonics in one Screen with Waveform
- Display of Waveform with Peak Values (1024 Samples / Period)
- Analysis of Total Harmonic Distortion (THD-F)
- Graphic Phasor Diagram with 3 Phase System Parameters
- Capture 28 Transient Events (Time + Cycles) with Programmable Threshold (%)
- DIP, SWELL, and OUTAGE are included in transient events.
- 3 Phase Voltage or Current Unbalance Ratio (VUR, IUR)
- 3 Phase Voltage or Current Unbalance Factor (d0%, d2%)
- Calculated Unbalanced Current through Neutral Line (In)
- 512K Memory with Programmable Interval (Sampling time from 2 to 3000 seconds, 17,000 records for 3P4W system)
- Output of Waveform, Power Parameters and Harmonics at Command
- Large Dot Matrix LCD Display with Backlight
- Optical Isolated RS-232C to USB Interface
- Built-in timer and calendar for data logging
- Option: 300XP Portable Thermal Printer



PROVA[®]

6830+6801 Power and Harmonics Analyzer (100A)
6830+6802 Power and Harmonics Analyzer (1000A)
6830+3007 Power and Harmonics Analyzer (3000A, Flexible)

The Most Powerful Power and Harmonics Analyzer with 3 selectable probes.
It is able to do almost all the analysis for 3 phases power system.



PROVA[®]

PROVA INSTRUMENTS INC.
6F-2, No. 129, Lane 235, Pao-Chiao Rd., Shin-Tien, Taipei Hsien 231, Taiwan
Tel: 886-2-8919-1255 Fax: 886-2-8919-1489
http://www.prova.com.tw E-mail: prova@ms3.hinet.net

CE
EN 61010
CAT III 600V

Electrical Specifications (23°C ± 5°C)

AC Watt (50 or 60 Hz, PF 0.5 to 1)

6830 + 6801

Range (0 to 100A)	Resolution	Accuracy of Readings
5.0 - 999.9 W	0.1W	±1% ± 0.8W
1.000 - 9.999 KW	0.001 KW	±1% ± 8W
10.00 - 99.99 KW	0.01 KW	±1% ± 80W
100.0 - 999.9 KW	0.1 KW	±1% ± 0.8KW
1000 - 9999 KW	1 KW	±1% ± 8KW

6830 + 6802

Range (0 to 1000A)	Resolution	Accuracy of Readings
5.0 - 999.9 W	0.1W	±1% ± 0.8W
1.000 - 9.999 KW	0.001 KW	±1% ± 8W
10.00 - 99.99 KW	0.01 KW	±1% ± 80W
100.0 - 999.9 KW	0.1 KW	±1% ± 0.8KW
1000 - 9999 KW	1 KW	±1% ± 8KW
0.000 - 9.999MW	0.001MW	±1% ± 80KW

6830 + 3007

Range(0 to 3000A)	Resolution	Accuracy of Readings	
		> 20 V & > 30A	< 20V or < 30A
10.0 - 999.9 W	0.1W	±1% of range	±2% of range
1.000 - 9.999 KW	0.001 KW		
10.00 - 99.99 KW	0.01 KW		
100.0 - 999.9 KW	0.1 KW		
1000 - 9999 KW	1 KW		

AC Current (50 or 60 Hz, Auto Range, True RMS)

6830 + 6801 (Overload Protection AC 200A)

Range	Resolution	Accuracy of Readings
10.00A	0.001A/0.01A	-
4A - 100.0A	0.01A/0.1A	±0.5% ± 0.5A
40A - 1000.0 A	0.1A/1 A	±0.5% ± 5A

6830 + 6802 (Overload Protection AC 200A)

Range	Resolution	Accuracy of Readings
0.04 - 1 A	0.001 A	±0.5% ± 0.05A
0.4 - 10 A	0.01 A	±0.5% ± 0.05A
4 - 100 A	0.1 A	±1.0% ± 0.5A

6830 + 3007 (Overload Protection AC 200A)

Range	Resolution	Accuracy of Readings
0 - 300.0A	0.1A	±1% of range
300.0 - 999.9A	0.1A	
1000 - 3000 A	1 A	

AC Voltage (50 or 60 Hz, True RMS, Overload Protection AC 800V)

Range	Resolution	Accuracy of Readings
20.0 V - 500.0 V (Phase to Neutral)	0.1 V	±0.5% ± 5dpts
20.0 V - 600.0 V (Phase to Phase)		

Harmonics of AC Voltage in Percentage

Range	Resolution	Accuracy
1 - 20 th	0.1%	±2%
21 - 49 th		4% of reading ±2.0%
50 - 99 th		6% of reading ±2.0%

Harmonics of AC Current in Percentage

Range	Resolution	Accuracy
1 - 10 th	0.1 %	±0.2% of reading ±1%
11 - 20 th		±2% of reading ±1%
21 - 50 th (A range)		±5% of reading ±1%
21 - 50 th (mA range)		±10% of reading ±1%
51 - 99 th		±35% of reading ±1%

6830 + 6802

Range	Resolution	Accuracy
1 - 20 th	0.1%	±2%
21 - 49 th		4% of reading ±2.0%
50 - 99 th		6% of reading ±2.0%

6830 + 3007

Range	Resolution	Accuracy
1 - 20 th	0.1%	±2%
21 - 50 th		±6%
51 - 99 th		±10%

Power Factor (PF)

6830+6801, 6830+6802

Range	Resolution	Accuracy
0.00 - 1.00	0.01	±0.04

6830 + 3007

Range	Resolution	Accuracy	
		> 20 V & > 30A	< 20V or < 30A
0.000 - 1.000	0.001	±0.04	±0.1

Phase Angle (∅)

6830+6801, 6830+6802

Range	Resolution	Accuracy
-180° to 180°	0.1°	±1°

6830+3007

Range	Resolution	Accuracy
-180° to 180°	0.1°	±2°
0° to 360°		

Total Harmonic Distortion

6830 + 6801

Range	Resolution	Accuracy
0.0 - 20.0 %	0.1%	±1%
20.0 - 100%		±3% of reading ± 5%
100 - 999.9%		±10% of reading ±10%

6830 + 6802

Range	Resolution	Accuracy
0.0 - 20%	0.1%	±2%
20 - 100%		±6% of reading ± 1%
100 - 999.9 %		±10% of reading ± 1%

6830 + 3007

Range	Resolution	Accuracy
0.0 - 20%	0.1%	±2% of range
20 - 100%		±6% of range ± 1%
100 - 999.9 %		±10% of range ± 1%

Peak Value of AC Voltage or AC Current, VT=1

Range	Sampling Time	Accuracy of Reading
50 Hz	19μs	±5% ± 30 digits
60 Hz	16μs	

Crest Factor (C.F.) of AC Voltage or AC Current, VT=1

Range	Resolution	Accuracy of Readings
1.00 - 99.99	0.01	±5% ± 30 digits

Frequency in AUTO mode

6830+6801, 6830+6802

Range	Resolution	Accuracy of Reading
45 - 65 Hz	0.1Hz	0.1Hz

Frequency (RMS value > 10V) or ACA (RMS value > 30A)

Range	Resolution	Accuracy of Reading
45 - 65	0.1	±0.2Hz

General Specifications:

6830 Analyzer

Battery Type: 1.5V SUM-3 x 8
 External DC Input: Use only power supply adapter Model PHAPSA
 Display: Dot Matrix LCD (240x128) with backlight
 LCD Update Rate: 1 time / second
 Power Consumption: 140mA (approx.)
 No. Of Samples: 1024 samples / period
 Data Logging Files: 85
 Max. File Capacity: 17474 records (3P4W, 3P3W)
 26210 records (1P3W)
 52420 records (1P2W)
 4096 records (50 Harmonics / record)
 Sampling Time: 2 to 3000 seconds for data logging
 Low battery Indication: **B**
 Overload Indication: OL
 Dimension: 257(L) x 155(W) x 57(H) mm
 10.1"(L) x 6.1"(W) x 2.3"(H)
 Weight: 1160g (Batteries included)
 Operating Temperature: -10°C to 50°C
 Operating Humidity: less than 85% relative
 Altitude: up to 2000M
 Storage Temperature: -20°C to 60°C
 Storage Humidity: less than 75% relative
 Accessories: test leads (3 meter long) x 4
 Probes 6801 x 3 or 6802 x 3 or 3007 x 3
 Alligator clips x 4
 Batteries 1.5V x 8
 Carrying bag x 1
 Users manual x 1
 Software users manual x 1
 Software CD x 1
 USB to RS232 cable x 1

6801 Current Probe (100A)

Conductor Size: 30mm (approx.)
 Range Selection: Manual (1A, 10A, 100A)
 Dimension: 210mm (L) x 62mm (W) x 36mm (H)
 8.3" (L) x 2.5" (W) x 1.4" (H)
 Weight: 200g

6802 Current Probe (1000A)

Conductor Size: 55mm (approx.), 64 x 24mm (bus bar)
 Range Selection: Manual (10A, 100A, 1000A)
 Dimension: 244mm (L) x 97mm (W) x 46mm (H)
 9.6" (L) x 3.8" (W) x 1.8" (H)
 Weight: 600g

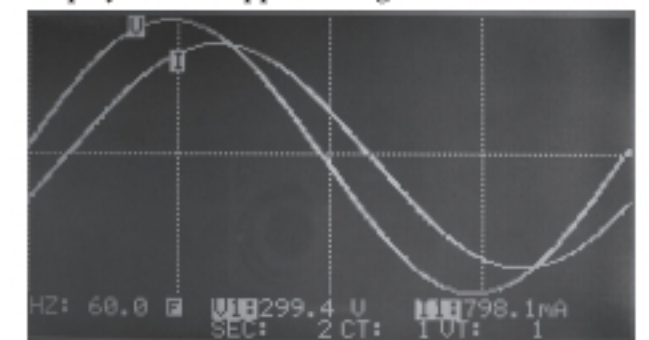
3007 Flexible Current Probe (3000A)

Probe Length: 24 in / 610 mm
 Minimum Bending Diameter: 35mm
 Connector Diameter: 23mm
 Cable Diameter: 14mm
 Cable Length from Probe to Box: 170mm
 Cable Length from Box to Output: 170mm
 Dimension (Box): 130mm(L) x 80mm(W) x 43mm(H)
 5.1"(L) x 3.1"(W) x 1.7"(H)
 Weight: 410g

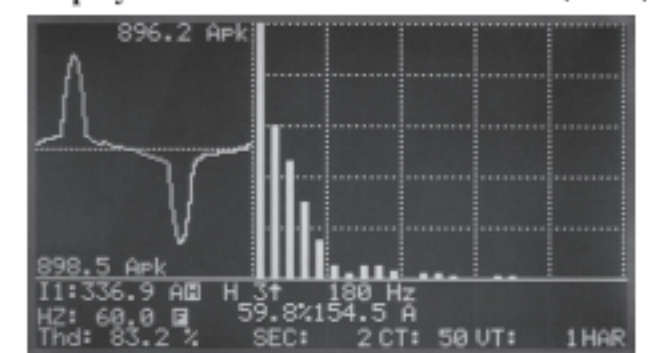
All parameters of the system shown in LCD

U1: 381.6 V	U2: 219.9 V	I1: 799.1 mA
U2: 381.1 V	U3: 219.9 V	I2: 800.1 mA
U3: 379.1 V	U4: 219.5 V	I3: 800.7 mA
P1: 156.5 W	S1: 175.7 VA	PF1: 79.8 UAR
P2: 154.0 W	S2: 175.9 VA	PF2: 84.9 UAR
P3: 153.8 W	S3: 175.7 VA	PF3: 84.9 UAR
P4: 464.4 W	S4: 527.1 VA	PF4: 249.4 UAR
PF2: 0.88	PF1: 0.89	PF2: 0.87
PF3: 0.88	PF1: -26.9°	PF2: -29.0°
PF3: -29.0°	PF4: 68.2 UARH	PF5: 15.3 UARH
PF6: 127.7 UARH	PF7: 144.8 UARH	PF8: 385.1 UARH
PF9: 50.0 UARH	PF10: 436.5 UARH	PF11: 385.1 UARH
PF12: 34.4 UARH	PF13: 2.0 UARH	PF14: 1.0 UARH

Display of Overlapped Voltage and Current Waveform



Display of Harmonics with Waveform (1-99)



Graphic 3P4W Phasor Diagram + System Parameters



Transient Capture (Dips, Swells, Outage)

